



Get Ready for Third Grade

Sight Word Game

Start go back 1

go back 2

4/16/2018 ©Robin Wilson First Grade Love

Name: _____

Prefix-Suffix

Color all words with prefixes purple.
Color all words with suffixes orange.

resurface	apart
excitable	submarine
depress	natural
microscope	bifocals
brilliant	nonfat
bicycle	defiant
solar	foresee

4/16/2018 ©Robin Wilson First Grade Love

Name: _____

Antonyms

Antonyms mean the opposite. Cut apart the words and match. Glue onto the next page.

shy	outgoing
unique	common
tough	delicate
brave	cowardly
positive	negative
tall	short
create	destroy
love	hate

4/16/2018 ©Robin Wilson First Grade Love

Name: _____

Subtraction

Double Digit without Borrowing

87 -67	92 -81	76 -54	54 -44
87 -65	65 -55	69 -69	78 -77
56 -22	44 -32	55 -43	22 -21
66 -53	69 -42	90 -80	48 -47

4/16/2018 ©Robin Wilson First Grade Love

Terms of Use

Thank you for your purchase!

By purchasing this resource, you are agreeing that the contents are the property of Robin Wilson First Grade Love and licensed to you only for classroom and personal use as a single user. I retain the copyright and reserve all rights to this product.

The original purchaser may

- Make copies for the purchaser's classroom including homeschooling, and tutoring.
- Make copies for backup purchases but not with intent to redistribute
- Direct other person's to my store
- Reference this product, without distribution on blog posts, professional development, seminars, or others such venues provided there is credit given to myself and a link back to my TPT store included in your post or presentation.

The purchaser may not


- Claim this work as your own, alter the files in anyway, or attempt to remove the copyright
- Share this product in part or whole with anyone
- Repackage, sell, or give this product away
- Offer or share this product anywhere on the internet as a download or copy to any school sites, personal sites, Google docs, blogs, or any other internet entities
- Make copies to share with others. This is strictly forbidden and in violation of the Terms of Use, along with copyright laws.

Thank you for abiding by the universally accepted codes of professional ethics while using this product.

Robin Wilson

Get Ready for Third Grade Suggestions for Use


*Use at the end of third grade for review.



*Send home as a summer review for second graders getting ready for third grade.

*Teachers take out pages, add from other packets to meet your teams needs.

*Use at the beginning of the year (3rd Grade) for grouping or assessment.



*Use at the beginning of third grade for morning work, centers, group word, and review.

Get Ready for Third Grade Game

Sight Word Suggestions




*Use as flashcards.

*Call out and have child stomp on them!

*Hold up for 2 or more children. First to get the card right gets to hold that card. One with most wins. Use as cards for board game included.

*Put cards down with a Candy Land © game or other board game. Roll a die, move that many spaces, read the card. If you read it, you may move. If you cannot read it, then go back to previous placement. Use linking cubes or small game pieces to keep your placement.

Sight Word Game



Start

go
back
1

go
ahead
1

go
back
2

lose a
turn

go
back
2

End




Name: _____

3rd Grade Sight Words

Be sure your child/students can read and use these in sentences.



hard



prettiest



upon



build



heard



probably



vacation



buy



high



problem



want



by



hidden



question



watch

Name: _____

3rd Grade Sight Words

Be sure your child/students can read and use these in sentences.



outside



trouble



away



general



own



unhappiness



become



getting



person



united



believe



goes



prettier



until



better

Name: _____

3rd Grade Sight Words

Be sure your child/students can read and use these in sentences.



through



animals



exciting



never



threw



another



even



night



told



anyone



finally



once



too



asked



friendly

Name: _____

3rd Grade Sight Words

Be sure your child/students can read and use these in sentences.

afraid

especially

lovely

they're

almost

everybody

money

think

almost

everything

morning

thought

always

except

myself

Name: _____

Contraction Practice

Cut words and glue under appropriate columns in a notebook or on a piece of paper!

can


not

can't

can

not

can't



I

am



I'm

did

not

didn't

will

not

won't



Name: _____

Prefix/Suffix Sort

Cut words and glue under appropriate columns in a notebook or on a piece of paper!


Prefix

Suffix

unmade

walked

remix



worked

copilot



illegal

helped

happily

triangle

frighten


tricycle

clarify



Name: _____

Prefix-Suffix




Color all words with prefixes purple.
Color all words with suffixes orange.

resurface	apart	admit
excitable	submarine	portable
depress	natural	bacterial
microscope	bifocals	urban
brilliant	nonfat	extract
bicycle	defiant	expose
solar	foresee	liar

Name: _____

Prefix-Suffix




Color all words with prefixes purple.
Color all words with suffixes green.

resurface	apart	admit
excitable	submarine	portable
depress	natural	bacterial
microscope	bifocals	dictator
ruled	nonfat	extract
bicycle	defiant	expose
showing	foresee	liar

Name: _____

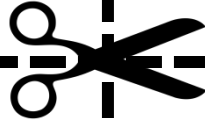
Synonyms



Synonyms are words that mean the same. Cut apart the words and play a matching game. Then glue onto the next page.

smart

clever



move

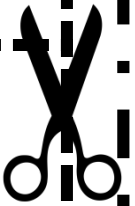
depart

rush

speed

awful

horrible



finish

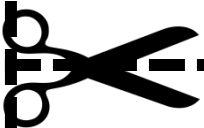
conclude

keep

hold

good

excellent




make

create

Name: _____

Synonyms



Synonyms are words that mean the same. Cut apart the words and play a matching game. Then glue onto the next page.

Name: _____

Antonyms



Antonyms mean the opposite. Cut apart the words and match. Glue onto the next page.

shy

outgoing



unique

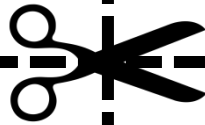
common

tough

delicate

brave

coward



positive

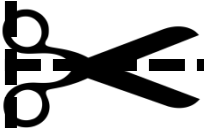
negative

tall

short

create

destroy



love

hate

Name: _____

Antonyms



Antonyms mean the opposite. Cut apart the words and match. Glue onto this page.

Name: _____ Point of View

List your choice and 3 reasons why!

Would you rather?

No
cellphone?

No
internet?

Why?

Handwriting practice area with 12 horizontal dashed lines for writing.

Name:

Point of View
List your choice and 3 reasons why!

Would you rather?

Play in a
park?

Live in a
park?

Why?

Handwriting practice area with 12 horizontal dashed lines for writing.

Name:

List your choice and 3 reasons why!

Point of View

Would you rather?

Play
Minecraft?

Play
Pokemon?

Why?

A large rounded rectangular area with a dashed border, containing ten horizontal dashed lines for writing.

Name: _____




Nouns, Verbs Adjectives

Nouns are people, places, animals, and things.


Verbs are action words

Adjectives describe!


Write the words in the correct columns.

Nouns 	Verbs  Catch	Adjectives Pretty 

dog
run
pretty
boy
dad
skip
prickly



cat
jog
furry
girl
jump
green
orange



bird
dance
shiny
mom
hop
rough
silver

Name: _____

Adverbs



Adverbs modify a verb. Sometimes they end in -ly.

Pronouns represent a noun, such as he, she, it.

Interjection show excitement.


Write the words in the correct columns.

Adverb	Pronoun	Interjection

sadly	he	slowly
wow	quickly	she
happily	it	shortly
they	awesome	her
yikes	super	great

Name: _____

Syllables



Cut apart the words and put in 2, 3, and 4 syllables. Glue onto the following page.

Two
Syllables
2

Three
Syllables
3

Four
Syllables
4



summer

sandals

sunglasses

sailboat

fishing

swimming

alleviate

recommended

initiative

awaiting

popsicle

yellow apple



memorial

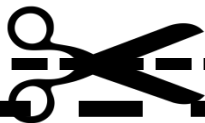
reaction

cooperate

Mississippi

supportive

attempted



Name: _____

Syllables



Cut apart the words and put in 2, 3, and 4 syllables. Glue onto the following page.


Two
Syllables
2

Three
Syllables
3

Four
Syllables
4

Name: _____

Syllables



Cut apart the words and put in 2, 3, and 4 syllables. Glue onto the following page.

Two
Syllables
2

Three
Syllables
3

Four
Syllables
4



basketball

beaches

sandcastle

California

sunshine

thunder

bicycle

playground

engineering

restructuring

recovery

rehashing



simplifying

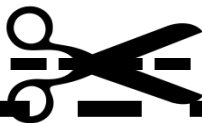
flowers

garden

policeman

reporting

recording



Name: _____

Syllables



Cut apart the words and put in 2, 3, and 4 syllables. Glue onto the following page.

Two
Syllables
2


Three
Syllables
3

Four
Syllables
4

Name: _____

Long and Short Vowels

Cut apart the words and sort into long and short vowels.
Glue onto the following page.



Long
Vowels

Short
Vowels

splat

throne

splash

thumb

when

chose

chump

chomp

throw

shows


brine

true

Name: _____

Long and Short Vowels

Cut apart the words and sort into long and short vowels.
Glue onto this page.



Long
Vowels

Short
Vowels


Name: _____

Long and Short Vowels

Cut apart the words and sort into long and short vowels.
Glue onto the following page.

Long
Vowels

Short
Vowels



geek

best

beach

back

text

green

catch

thrive

lunge

chive


climb

batch

Name: _____

Long and Short Vowels

Cut apart the words and sort into long and short vowels.
Glue onto this page.



Long
Vowels

Short
Vowels

Name: _____

Number Patterns

Be sure your child/student can write to 10,000. To make it fun, make a challenge, and write to 1,000, then 2,000, per week or month.



12	14	16				24			
----	----	----	--	--	--	----	--	--	--

52	54	56				64			
----	----	----	--	--	--	----	--	--	--

123	124	125	126			129			
-----	-----	-----	-----	--	--	-----	--	--	--

223	224	225	226			229			
-----	-----	-----	-----	--	--	-----	--	--	--



1,111	1,113	1,115			1,121			1,127	
-------	-------	-------	--	--	-------	--	--	-------	--

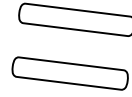
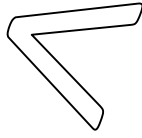
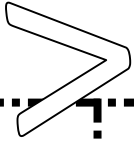
3,381	3,382	3,383			3,386			3,389	
-------	-------	-------	--	--	-------	--	--	-------	--

5,225		5,235	5,240		5,250			5,265	
-------	--	-------	-------	--	-------	--	--	-------	--



Name: _____

Greater Than, Less Than, or Equal!




158	>	145
166		195
1,186		1,171
2,162		2,193
3,114		3,185
3,236		3,317
4,258		4,293
4,570		5,661

5,523		5,455
5,565		5,437
6,821		6,523
3,545		3,565
7,465		7,443
8,421		8,345
8,367		8,489
9,532		9,834

Name: _____

Greater Than, Less Than, or Equal!

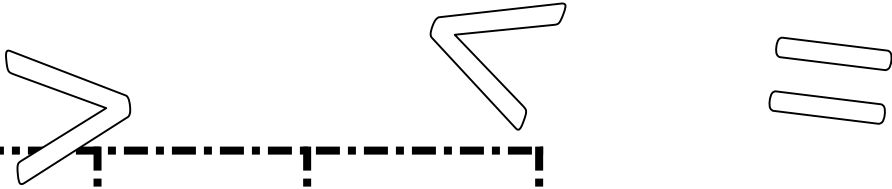


1,158	>	2,345
6,436		3,295
3,386		4,471
3,262		3,293
1,114		1,185
2,336		4,317
4,458		4,493
5,470		5,361

1,523		2,455
1,565		1,437
3,821		4,523
6,345		7,565
8,465		8,443
6,421		6,345
5,367		5,489
1,532		1,834

Name: _____

Greater Than, Less Than, or equal!




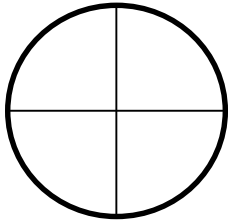

158	>	14
26		195
186		71
943		93
83		883
764		654
576		675
453		543

987		789
654		654
821		218
345		543
754		456
675		897
1,000		999
998		889


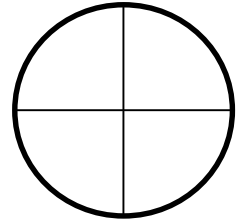
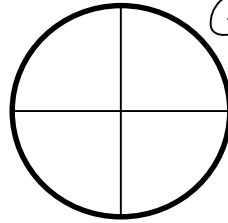
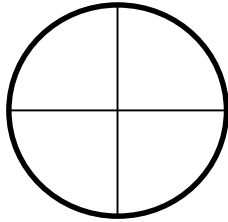
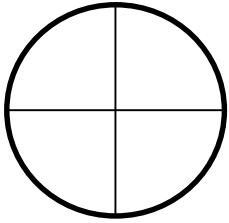
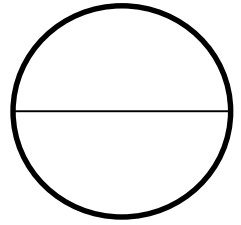
Name: _____

Color $\frac{1}{2}$ of each circle yellow, even if they are divided into $\frac{1}{4}$ ths.


$\frac{1}{2}$ Fractions



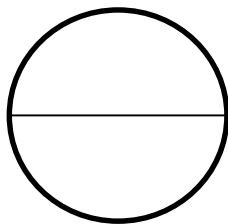
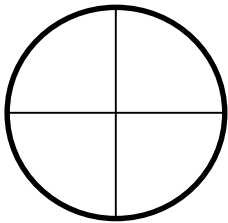
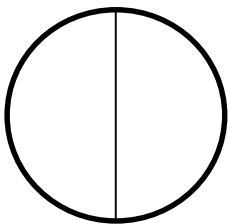
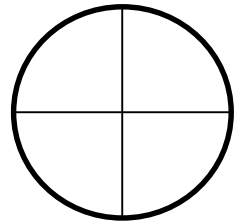
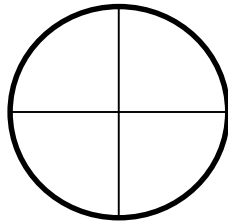
$\frac{1}{2}$



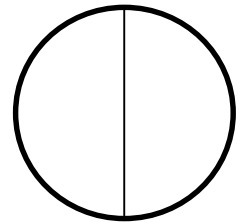
$\frac{1}{2}$



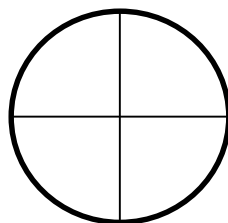
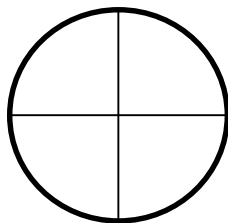
$\frac{1}{2}$



$\frac{1}{2}$



$\frac{1}{2}$



$\frac{1}{2}$

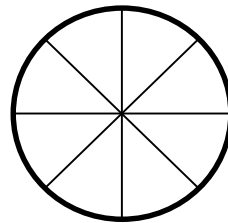
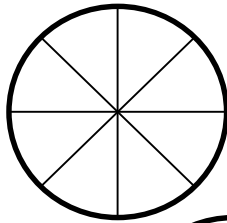

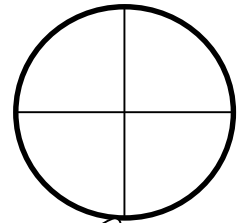
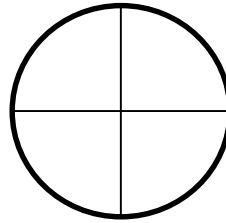
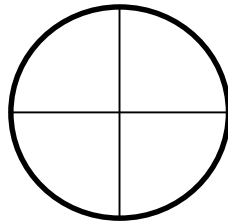
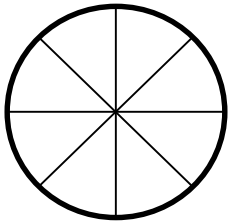
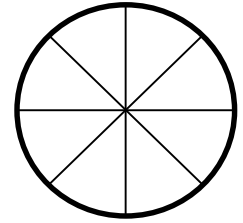
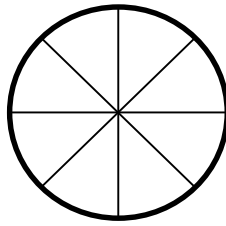
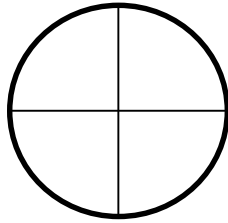
Name: _____

Color $\frac{1}{4}$ of each shape green, even though some are divided into $\frac{1}{8}$ th.

$\frac{1}{4}$

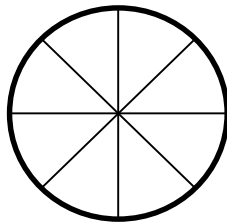
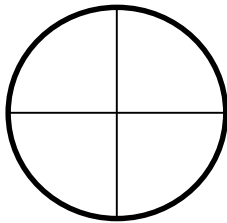
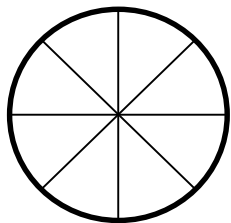
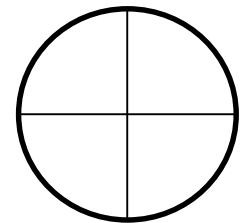
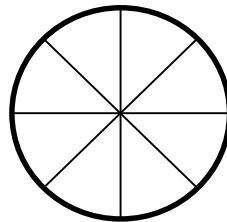
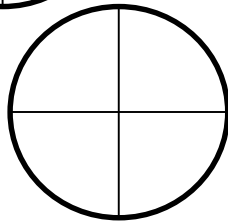
Fractions

$\frac{1}{4}$

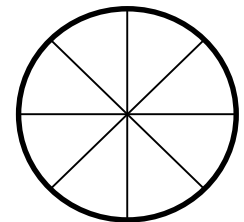


$\frac{1}{4}$

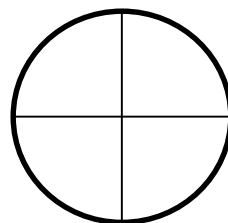
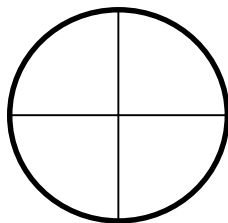
$\frac{1}{4}$



$\frac{1}{4}$



$\frac{1}{4}$





$\frac{1}{4}$

Name: _____

Round up/Round Down

Nearest 10

If a digit in the ones place has a 5 or more round up to nearest 10.
If a digit in the ones place has a 4 or less, go down to lesser 10.

#	Round up Round Down
315  320	
144  140	
122	
456	
301	
447	
788	

#	Round up Round Down
435	
664	
782	
598	
335	
429	
314	

Name: _____

Date: _____

Double Digit

Addition (No Regrouping)

$$\begin{array}{r} 15 \\ +20 \\ \hline \end{array}$$

$$\begin{array}{r} 10 \\ +12 \\ \hline \end{array}$$

$$\begin{array}{r} 71 \\ +10 \\ \hline \end{array}$$

$$\begin{array}{r} 10 \\ +14 \\ \hline \end{array}$$

$$\begin{array}{r} 34 \\ +41 \\ \hline \end{array}$$

$$\begin{array}{r} 56 \\ +22 \\ \hline \end{array}$$

$$\begin{array}{r} 55 \\ +34 \\ \hline \end{array}$$

$$\begin{array}{r} 55 \\ +43 \\ \hline \end{array}$$

$$\begin{array}{r} 64 \\ +23 \\ \hline \end{array}$$

$$\begin{array}{r} 50 \\ +43 \\ \hline \end{array}$$

$$\begin{array}{r} 13 \\ +56 \\ \hline \end{array}$$

$$\begin{array}{r} 30 \\ +20 \\ \hline \end{array}$$

$$\begin{array}{r} 31 \\ +25 \\ \hline \end{array}$$

$$\begin{array}{r} 20 \\ +39 \\ \hline \end{array}$$

$$\begin{array}{r} 53 \\ +45 \\ \hline \end{array}$$

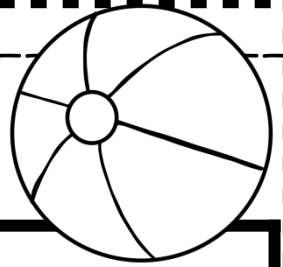
$$\begin{array}{r} 40 \\ +59 \\ \hline \end{array}$$


Name: _____

Date: _____

Double Digit


Addition (With Regrouping)




$$\begin{array}{r} 15 \\ + 16 \\ \hline \end{array}$$

$$\begin{array}{r} 19 \\ + 13 \\ \hline \end{array}$$

$$\begin{array}{r} 77 \\ + 14 \\ \hline \end{array}$$

$$\begin{array}{r} 14 \\ + 26 \\ \hline \end{array}$$


$$\begin{array}{r} 34 \\ + 47 \\ \hline \end{array}$$

$$\begin{array}{r} 77 \\ + 89 \\ \hline \end{array}$$

$$\begin{array}{r} 58 \\ + 74 \\ \hline \end{array}$$


$$\begin{array}{r} 53 \\ + 89 \\ \hline \end{array}$$

$$\begin{array}{r} 65 \\ + 27 \\ \hline \end{array}$$


$$\begin{array}{r} 52 \\ + 88 \\ \hline \end{array}$$

$$\begin{array}{r} 63 \\ + 90 \\ \hline \end{array}$$

$$\begin{array}{r} 84 \\ + 29 \\ \hline \end{array}$$


$$\begin{array}{r} 44 \\ + 69 \\ \hline \end{array}$$

$$\begin{array}{r} 39 \\ + 88 \\ \hline \end{array}$$


$$\begin{array}{r} 57 \\ + 36 \\ \hline \end{array}$$

$$\begin{array}{r} 44 \\ + 90 \\ \hline \end{array}$$

Name: _____

Subtraction

Double Digit without regrouping.



$$\begin{array}{r} 87 \\ -67 \\ \hline \end{array}$$

$$\begin{array}{r} 92 \\ -81 \\ \hline \end{array}$$

$$\begin{array}{r} 76 \\ -54 \\ \hline \end{array}$$

$$\begin{array}{r} 54 \\ -44 \\ \hline \end{array}$$

$$\begin{array}{r} 87 \\ -65 \\ \hline \end{array}$$

$$\begin{array}{r} 65 \\ -55 \\ \hline \end{array}$$

$$\begin{array}{r} 69 \\ -69 \\ \hline \end{array}$$

$$\begin{array}{r} 78 \\ -77 \\ \hline \end{array}$$

$$\begin{array}{r} 56 \\ -22 \\ \hline \end{array}$$

$$\begin{array}{r} 44 \\ -32 \\ \hline \end{array}$$

$$\begin{array}{r} 55 \\ -43 \\ \hline \end{array}$$

$$\begin{array}{r} 22 \\ -21 \\ \hline \end{array}$$

$$\begin{array}{r} 66 \\ -53 \\ \hline \end{array}$$

$$\begin{array}{r} 69 \\ -42 \\ \hline \end{array}$$


$$\begin{array}{r} 90 \\ -80 \\ \hline \end{array}$$

$$\begin{array}{r} 48 \\ -47 \\ \hline \end{array}$$

Name: _____

Subtraction

Double Digit with regrouping.



$$\begin{array}{r} 85 \\ -67 \\ \hline \end{array}$$

$$\begin{array}{r} 90 \\ -81 \\ \hline \end{array}$$

$$\begin{array}{r} 73 \\ -54 \\ \hline \end{array}$$

$$\begin{array}{r} 51 \\ -44 \\ \hline \end{array}$$

$$\begin{array}{r} 84 \\ -65 \\ \hline \end{array}$$

$$\begin{array}{r} 64 \\ -55 \\ \hline \end{array}$$

$$\begin{array}{r} 64 \\ -35 \\ \hline \end{array}$$

$$\begin{array}{r} 76 \\ -57 \\ \hline \end{array}$$

$$\begin{array}{r} 56 \\ -27 \\ \hline \end{array}$$

$$\begin{array}{r} 44 \\ -37 \\ \hline \end{array}$$

$$\begin{array}{r} 55 \\ -46 \\ \hline \end{array}$$

$$\begin{array}{r} 52 \\ -23 \\ \hline \end{array}$$

$$\begin{array}{r} 66 \\ -57 \\ \hline \end{array}$$


$$\begin{array}{r} 61 \\ -42 \\ \hline \end{array}$$

$$\begin{array}{r} 90 \\ -81 \\ \hline \end{array}$$

$$\begin{array}{r} 46 \\ -27 \\ \hline \end{array}$$

Name: _____

Date: _____



Triple Digit

Addition (No Regrouping)

$$\begin{array}{r} 115 \\ + 121 \\ \hline \end{array}$$

$$\begin{array}{r} 117 \\ + 112 \\ \hline \end{array}$$

$$\begin{array}{r} 271 \\ + 213 \\ \hline \end{array}$$

$$\begin{array}{r} 315 \\ + 314 \\ \hline \end{array}$$

$$\begin{array}{r} 434 \\ + 443 \\ \hline \end{array}$$

$$\begin{array}{r} 356 \\ + 422 \\ \hline \end{array}$$

$$\begin{array}{r} 255 \\ + 144 \\ \hline \end{array}$$

$$\begin{array}{r} 351 \\ + 213 \\ \hline \end{array}$$

$$\begin{array}{r} 262 \\ + 323 \\ \hline \end{array}$$

$$\begin{array}{r} 252 \\ + 243 \\ \hline \end{array}$$

$$\begin{array}{r} 513 \\ + 421 \\ \hline \end{array}$$

$$\begin{array}{r} 130 \\ + 129 \\ \hline \end{array}$$

$$\begin{array}{r} 731 \\ + 222 \\ \hline \end{array}$$

$$\begin{array}{r} 620 \\ + 331 \\ \hline \end{array}$$




$$\begin{array}{r} 953 \\ + 35 \\ \hline \end{array}$$

$$\begin{array}{r} 440 \\ + 242 \\ \hline \end{array}$$

Name: _____

Date: _____

Triple Digit
Addition (With Regrouping)




$$\begin{array}{r} 215 \\ +316 \\ \hline \end{array}$$

$$\begin{array}{r} 219 \\ +212 \\ \hline \end{array}$$

$$\begin{array}{r} 477 \\ +477 \\ \hline \end{array}$$

$$\begin{array}{r} 514 \\ +227 \\ \hline \end{array}$$




$$\begin{array}{r} 341 \\ +481 \\ \hline \end{array}$$

$$\begin{array}{r} 772 \\ +241 \\ \hline \end{array}$$

$$\begin{array}{r} 583 \\ +418 \\ \hline \end{array}$$

$$\begin{array}{r} 532 \\ +495 \\ \hline \end{array}$$




$$\begin{array}{r} 653 \\ +263 \\ \hline \end{array}$$

$$\begin{array}{r} 522 \\ +582 \\ \hline \end{array}$$

$$\begin{array}{r} 923 \\ +979 \\ \hline \end{array}$$

$$\begin{array}{r} 342 \\ +298 \\ \hline \end{array}$$



$$\begin{array}{r} 424 \\ +482 \\ \hline \end{array}$$

$$\begin{array}{r} 239 \\ +370 \\ \hline \end{array}$$

$$\begin{array}{r} 531 \\ +381 \\ \hline \end{array}$$

$$\begin{array}{r} 442 \\ +994 \\ \hline \end{array}$$

Name: _____

Date: _____

Triple Digit

Double Digit without regrouping

$$\begin{array}{r} 917 \\ - 216 \\ \hline \end{array}$$

$$\begin{array}{r} 219 \\ - 219 \\ \hline \end{array}$$

$$\begin{array}{r} 477 \\ - 424 \\ \hline \end{array}$$

$$\begin{array}{r} 528 \\ - 227 \\ \hline \end{array}$$

$$\begin{array}{r} 591 \\ - 481 \\ \hline \end{array}$$

$$\begin{array}{r} 772 \\ - 242 \\ \hline \end{array}$$

$$\begin{array}{r} 589 \\ - 428 \\ \hline \end{array}$$

$$\begin{array}{r} 599 \\ - 195 \\ \hline \end{array}$$

$$\begin{array}{r} 663 \\ - 263 \\ \hline \end{array}$$

$$\begin{array}{r} 582 \\ - 471 \\ \hline \end{array}$$

$$\begin{array}{r} 887 \\ - 671 \\ \hline \end{array}$$

$$\begin{array}{r} 399 \\ - 298 \\ \hline \end{array}$$

$$\begin{array}{r} 495 \\ - 282 \\ \hline \end{array}$$

$$\begin{array}{r} 889 \\ - 778 \\ \hline \end{array}$$

$$\begin{array}{r} 831 \\ - 321 \\ \hline \end{array}$$

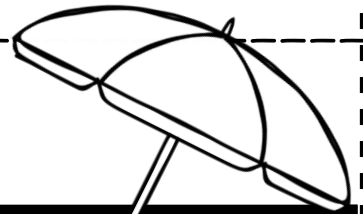
$$\begin{array}{r} 899 \\ - 794 \\ \hline \end{array}$$

Name: _____

Date: _____

Triple Digit

Subtraction with regrouping



$$\begin{array}{r} 915 \\ - 316 \\ \hline \end{array}$$

$$\begin{array}{r} 819 \\ - 232 \\ \hline \end{array}$$

$$\begin{array}{r} 573 \\ - 384 \\ \hline \end{array}$$

$$\begin{array}{r} 524 \\ - 227 \\ \hline \end{array}$$

$$\begin{array}{r} 541 \\ - 481 \\ \hline \end{array}$$

$$\begin{array}{r} 772 \\ - 281 \\ \hline \end{array}$$

$$\begin{array}{r} 583 \\ - 418 \\ \hline \end{array}$$

$$\begin{array}{r} 532 \\ - 195 \\ \hline \end{array}$$

$$\begin{array}{r} 653 \\ - 263 \\ \hline \end{array}$$

$$\begin{array}{r} 593 \\ - 585 \\ \hline \end{array}$$

$$\begin{array}{r} 983 \\ - 179 \\ \hline \end{array}$$

$$\begin{array}{r} 342 \\ - 298 \\ \hline \end{array}$$

$$\begin{array}{r} 824 \\ - 472 \\ \hline \end{array}$$

$$\begin{array}{r} 439 \\ - 370 \\ \hline \end{array}$$

$$\begin{array}{r} 531 \\ - 381 \\ \hline \end{array}$$










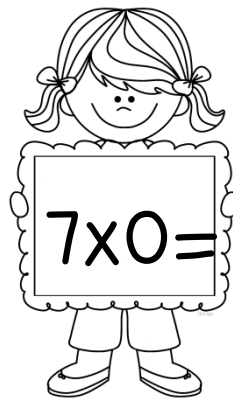





$$\begin{array}{r} 942 \\ - 894 \\ \hline \end{array}$$

Name: _____

Multiplication-0s

Zeros

Finish as a worksheet or cut apart and use as flashcards. Have student write the answers on the back to self-check for more practice.



















Name: _____

Date: _____ ones

Multiplication-1s

Finish as a worksheet or cut apart and use as flashcards. Have student write the answers on the back to self-check for more practice.




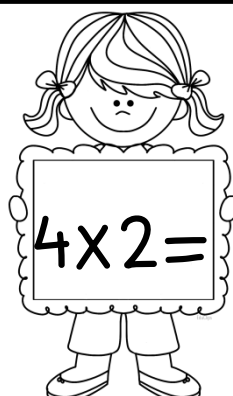













Name: _____

Date: _____

twos

Multiplication-2s

Finish as a worksheet or cut apart and use as flashcards. Have student write the answers on the back to self-check for more practice.











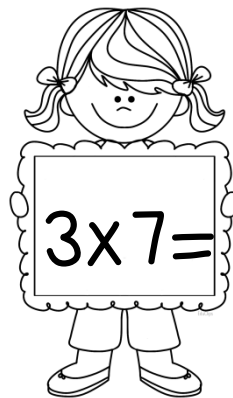


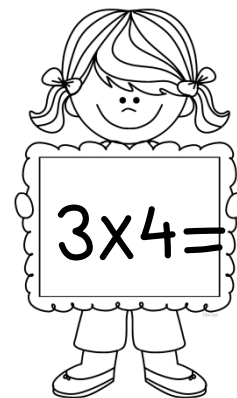


Name: _____

Date: _____

threes

Multiplication-3s

Finish as a worksheet or cut apart and use as flashcards. Have student write the answers on the back to self-check for more practice.



















Name: _____

Date: _____

Multiplication-4s

Finish as a worksheet or cut apart and use as flashcards. Have student write the answers on the back to self-check for more practice.












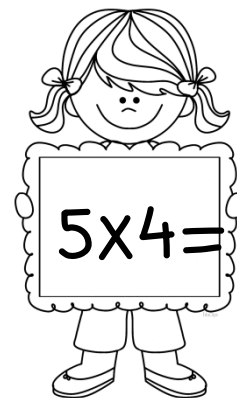





Name: _____

Date: _____ fives

Multiplication-5s

Finish as a worksheet or cut apart and use as flashcards. Have student write the answers on the back to self-check for more practice.












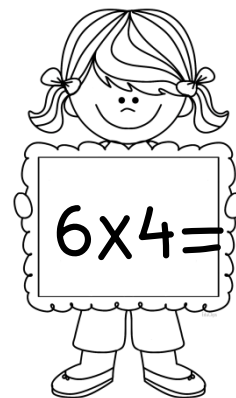





Name: _____

Date: _____ sixes

Multiplication-6s

Finish as a worksheet or cut apart and use as flashcards. Have student write the answers on the back to self-check for more practice.



















Name: _____

Date: _____

sevens

Multiplication-7s

Finish as a worksheet or cut apart and use as flashcards. Have student write the answers on the back to self-check for more practice.














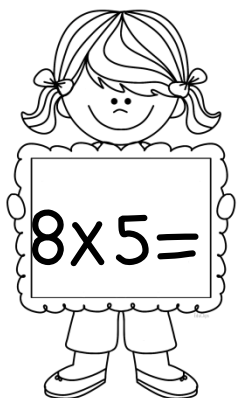




Name: _____

Date: _____

eights

Multiplication-8s

Finish as a worksheet or cut apart and use as flashcards. Have student write the answers on the back to self-check for more practice.








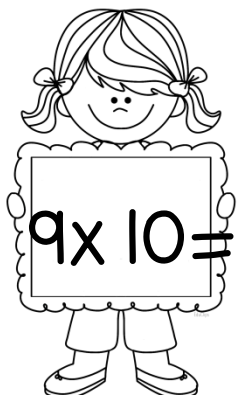

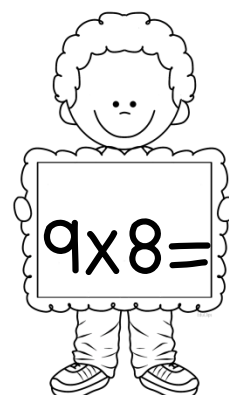






Name: _____

Date: _____

nines

Multiplication-9s

Finish as a worksheet or cut apart and use as flashcards. Have student write the answers on the back to self-check for more practice.

















Name: _____

Multiplication- 10s

tens


Finish as a worksheet or cut apart and use as flashcards. Have student write the answers on the back to self-check for more practice.



Name: _____

Practice Division




$$\begin{array}{r} 56 \\ \div 8 \\ \hline \end{array}$$


$$\begin{array}{r} 24 \\ \div 6 \\ \hline \end{array}$$

$$\begin{array}{r} 63 \\ \div 9 \\ \hline \end{array}$$


$$\begin{array}{r} 21 \\ \div 3 \\ \hline \end{array}$$

$$\begin{array}{r} 12 \\ \div 4 \\ \hline \end{array}$$

$$\begin{array}{r} 25 \\ \div 5 \\ \hline \end{array}$$


$$\begin{array}{r} 40 \\ \div 8 \\ \hline \end{array}$$

$$\begin{array}{r} 18 \\ \div 3 \\ \hline \end{array}$$


$$\begin{array}{r} 8 \\ \div 2 \\ \hline \end{array}$$


$$\begin{array}{r} 36 \\ \div 6 \\ \hline \end{array}$$

$$\begin{array}{r} 63 \\ \div 7 \\ \hline \end{array}$$

$$\begin{array}{r} 1 \\ \div 1 \\ \hline \end{array}$$

$$\begin{array}{r} 15 \\ \div 3 \\ \hline \end{array}$$

$$\begin{array}{r} 6 \\ \div 2 \\ \hline \end{array}$$

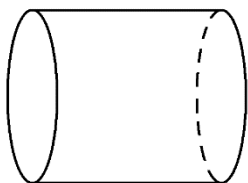
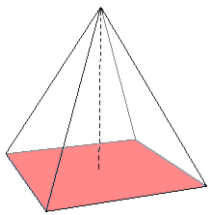
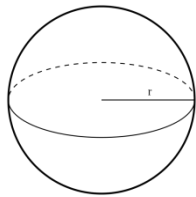
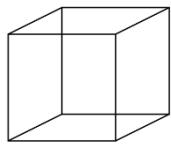
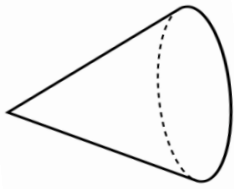

$$\begin{array}{r} 72 \\ \div 9 \\ \hline \end{array}$$

$$\begin{array}{r} 50 \\ \div 10 \\ \hline \end{array}$$

Name: _____

Geometry

Draw a line to connect!



cylinder

sphere

cube

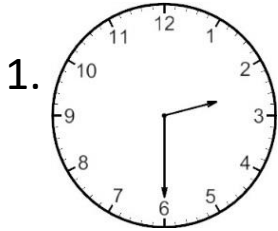
pyramid

cone

Name: _____

Tell the Time


Name the time of each clock!




_____ : _____



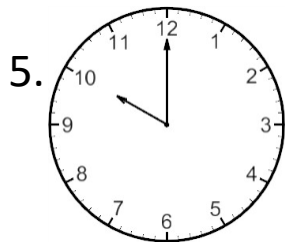
_____ : _____




_____ : _____



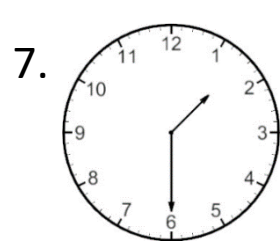
_____ : _____




_____ : _____




_____ : _____



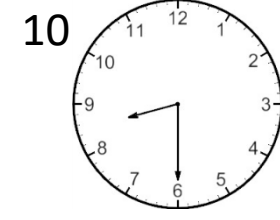
_____ : _____



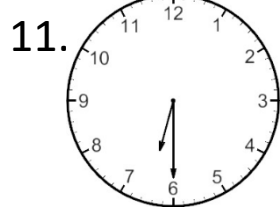
_____ : _____



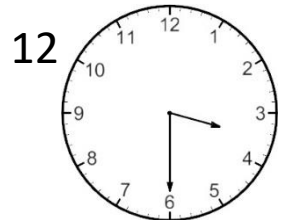
_____ : _____



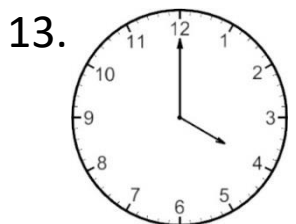
_____ : _____



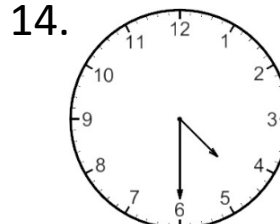
_____ : _____




_____ : _____



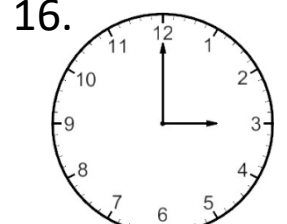
_____ : _____



_____ : _____



_____ : _____



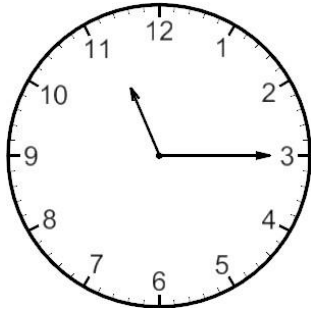
_____ : _____

Name _____



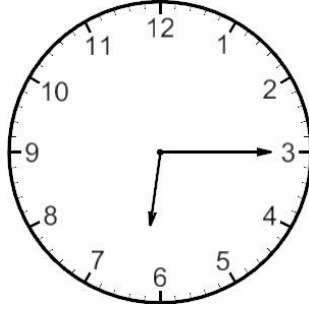
Telling Time Quarter After

1.



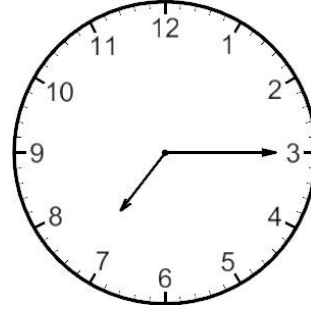
____ : ____

2.



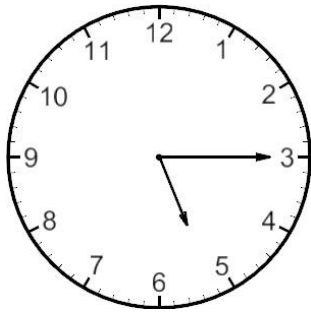
____ : ____

3.



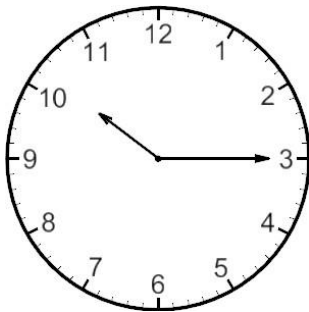
____ : ____

4.



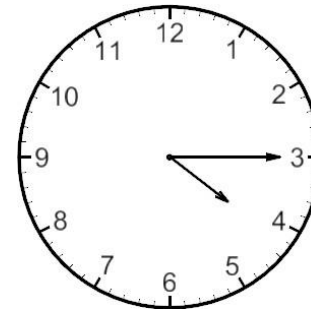
____ : ____

5.



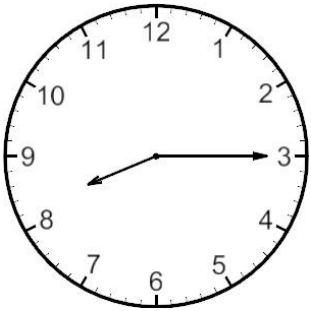
____ : ____

6.



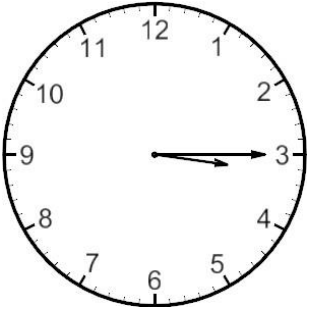
____ : ____

7.



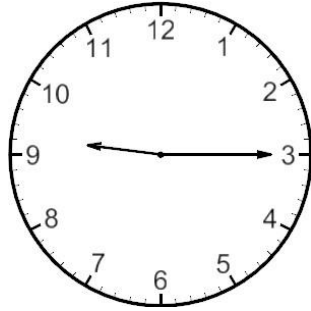
____ : ____

8.



____ : ____

9.



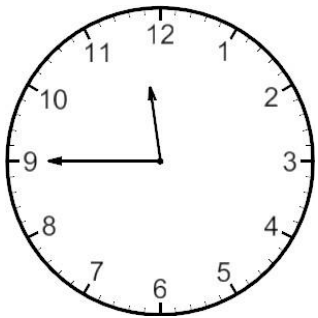
____ : ____

Name _____




Telling Time Quarter To

1.



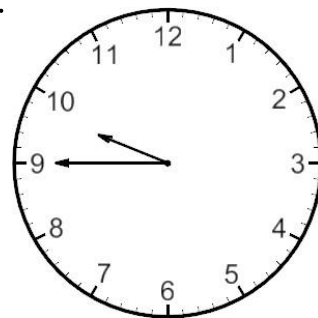
____ : ____

2.



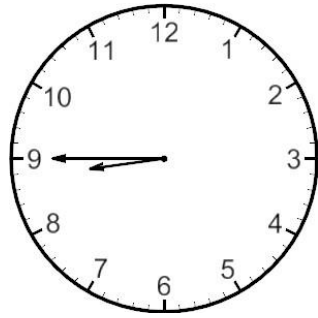
____ : ____

3.




____ : ____

4.



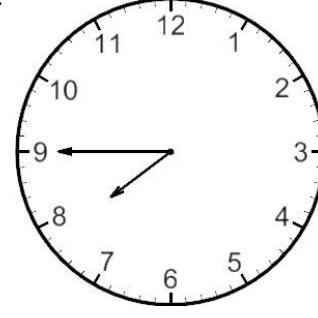
____ : ____

5.




____ : ____

6.



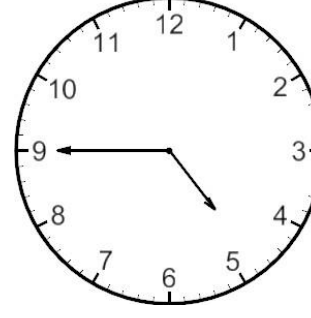
____ : ____

7.



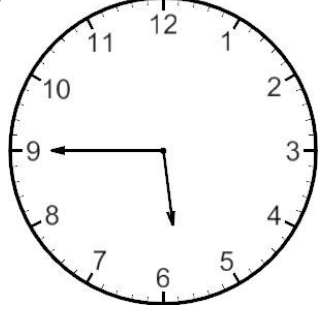
____ : ____

8.



____ : ____

9.



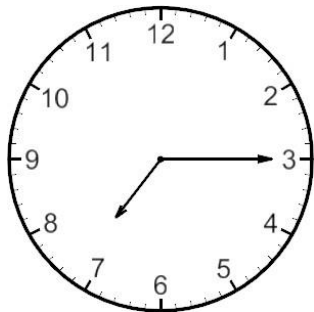
____ : ____

Name _____

Quarter to, Quarter After Half Past Mixed

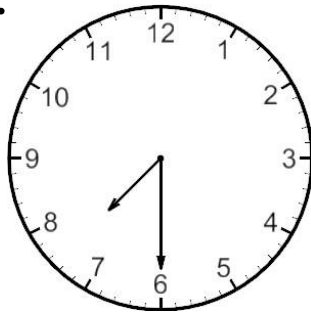


1.



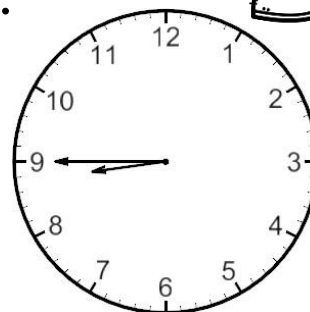
____ : ____

2.



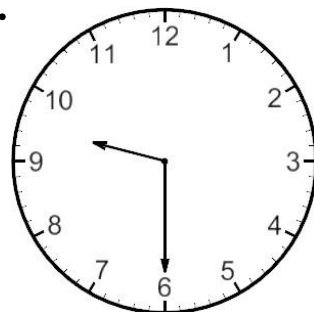
____ : ____

3.



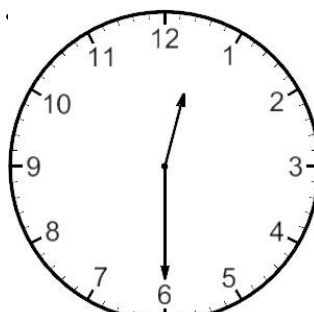
____ : ____

4.



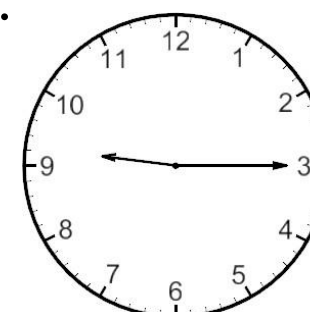
____ : ____

5.



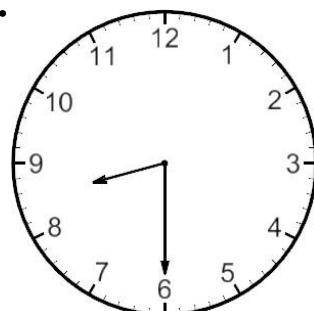
____ : ____

6.




____ : ____

7.



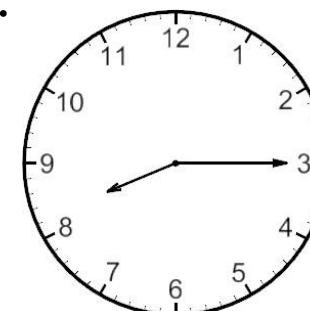
____ : ____

8.



____ : ____

9.



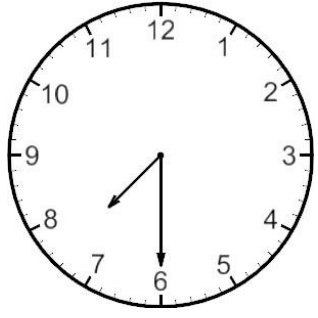
____ : ____

Name _____



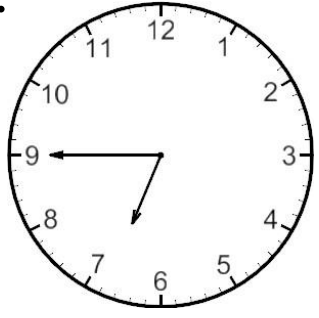
Quarter to, Quarter After Half Past Mixed

1.



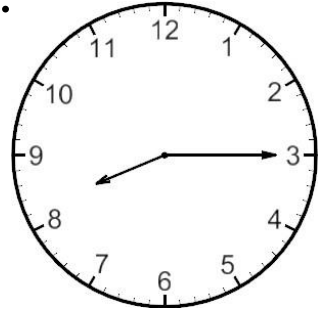
____ : ____

2.



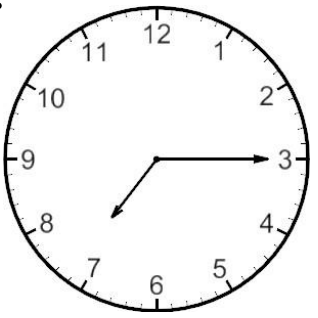
____ : ____

3.



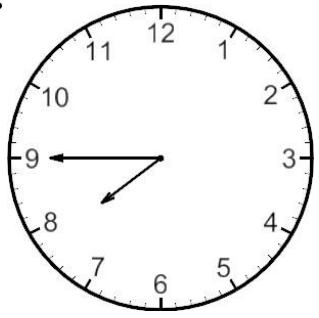
____ : ____

4.



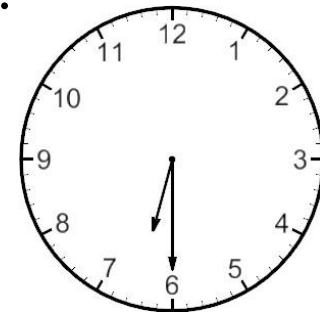
____ : ____

5.



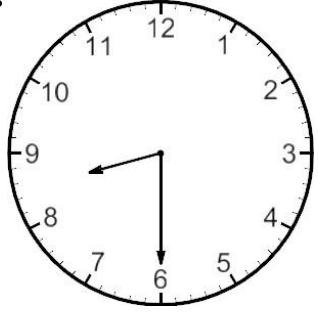
____ : ____

6.



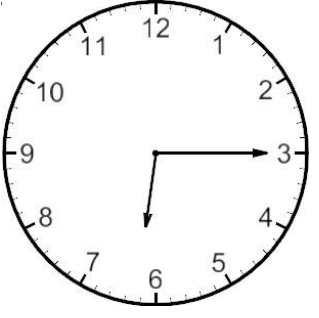
____ : ____

7.



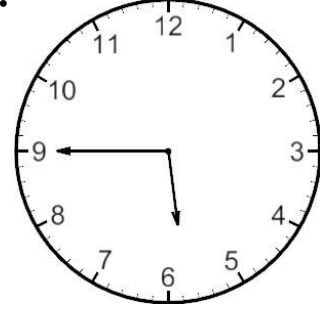
____ : ____

8.



____ : ____

9.

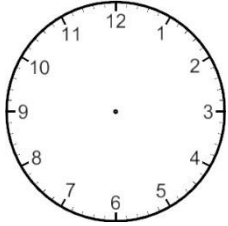


____ : ____

Name: _____

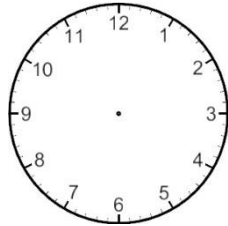
Draw the Time

1



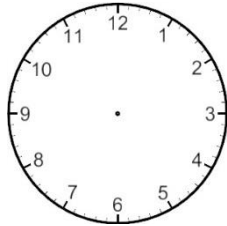
3:00

2



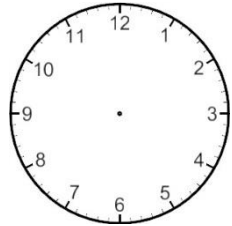
8:45

3



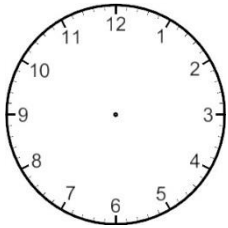
5:15

4



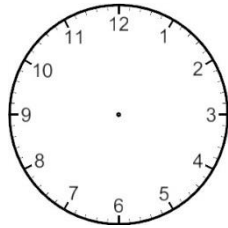
2:00

5



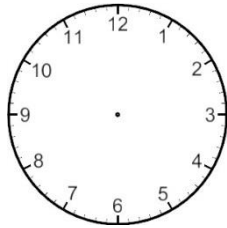
4:30

6



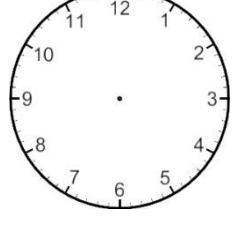
7:45

7



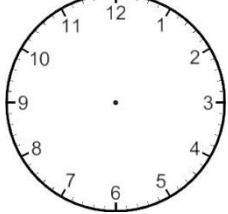
1:15

8



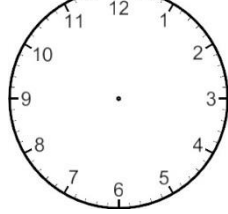
9:00

9



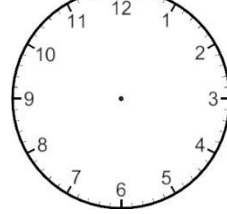
9:45

10



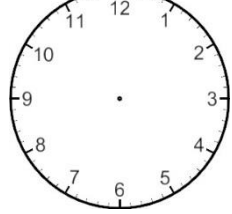
7:15

11



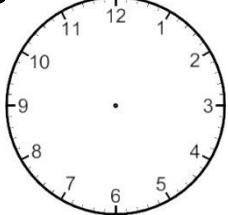
1:45

12



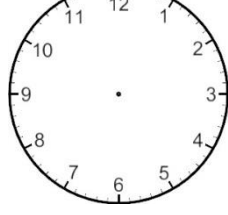
4:00

13



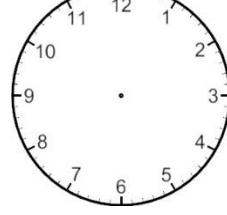
2:30

14



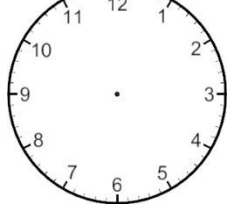
3:00

15



5:45

16

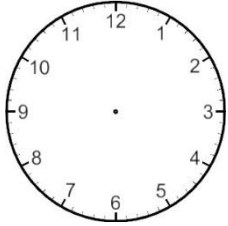


8:15

Name: _____

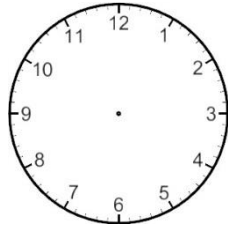
Draw the Time

1



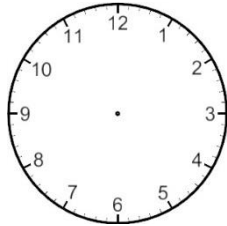
3:05

2



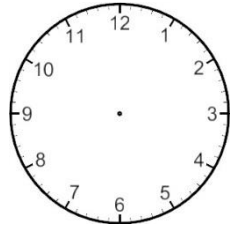
9:45

3



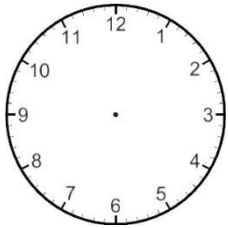
5:25

4



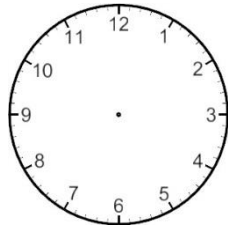
2:08

5



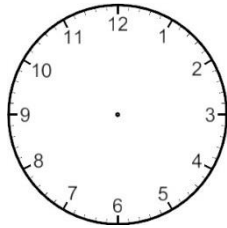
4:35

6



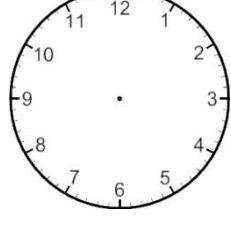
7:35

7



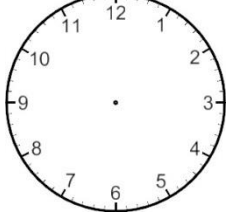
1:05

8



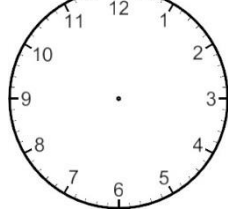
9:50

9



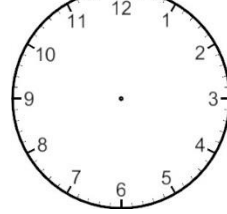
9:55

10



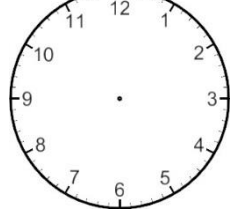
7:10

11



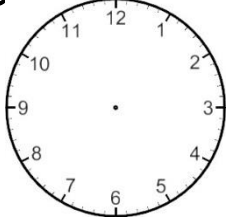
1:15

12



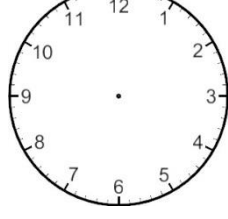
4:20

13



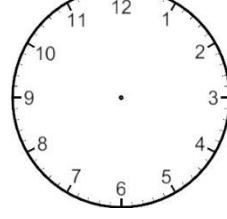
2:25

14



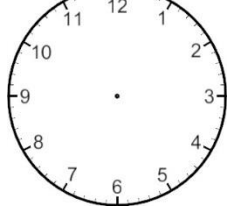
3:15

15



5:20

16



8:05

Mixed: Dimes, Nickels, Pennies



Name: _____

Color the dimes and nickels gray or silver.

Color the pennies brown.

How much money is this?



Mixed: Dimes, Nickels, Pennies

Name: _____

Color the dimes and nickels gray or silver.

Color the pennies brown.

How much money is this?

1. _____



2. _____



3. _____



4. _____



5. _____



6. _____



Mixed: Quarters, Dimes, Nickels, Pennies

Name: _____

Color the dimes and nickels gray or silver.

Color the pennies brown.

How much money is this?



1. _____



2. _____



3. _____



4. _____



5. _____



6. _____



A cartoon illustration of a young boy with dark brown curly hair, a friendly smile, and rosy cheeks. He is wearing a yellow shirt with a red collar and blue jeans with white sneakers. He is holding a large, yellow, scalloped-edged sign in front of his chest. A speech bubble is coming from the top right of his head.

Thank you
EduClips
for the
awesome
graphics!



Thank you so much for purchasing
Get Ready for Third Grade!
If you are interested in
Get Ready for First Grade or
Get Ready for Second Grade,
you can find them at
Robin Wilson First Grade Love@TPT

EduClips