

Lesson 6

W.2.1: Write opinion pieces in which they introduce the topic or book they are writing about, state an opinion, supply reasons that support the opinion, use linking words (e.g., *because*, *and*, *also*) to connect opinion and reasons, and provide a concluding statement or section.

Writing an Opinion: Letter

Step 1 Learn About Opinion Writing

What Is Opinion Writing?

An opinion tells what we like or what we would choose. In opinion writing, writers tell their opinion and give reasons to support it. Sometimes they try to convince readers to agree with them.

Opinion Writing has:

- a **beginning** that introduces the topic and opinion
- a **middle** that gives reasons
- an **end** that asks the reader to take action.

Danna wrote a letter to her principal, Mrs. Wadi. Her letter tells which author her class wants to be a guest speaker. Let's read it.





MENTOR TEXT

April 23, 2015

Dear Mrs. Wadi,

I am writing to say that Adam Bean should be our guest speaker for Author Day. Adam Bean is my favorite author. I think he would be a great guest speaker. I hope you will agree.

Adam Bean writes funny stories. In *Dog Gone*, Jack starts a dog-washing business. But he doesn't know that dogs hate baths! The nervous dogs race around wildly trying to escape, and Jack falls into the tub. The only one who gets a bath is Jack!

Adam Bean also gives kids like us great tips on how to write stories. He says to write what we know. So we write about school, brothers and sisters, pets, and funny things that happen. We try to make our stories just like his.

Adam Bean would be the best guest speaker. He writes funny stories and could help us to be better writers. Please invite Adam Bean to be our guest speaker on Author Day. You will not be sorry.

Sincerely,
Danna Cortez

1 Read the **beginning**.
Underline Danna's opinion in green.

2 Read the **middle**.
Underline Danna's reasons in yellow.

3 Read the **end**.
Underline the words that tell Danna's reader to take action.

Step 2 Unpack Your Assignment


FOCUS Identify Assignment Details


Modeled Instruction


Let's see how Danna unpacks her assignment.



Danna's Assignment


 Who should be our guest speaker on Author Day?


 Review several books by Adam Bean and Marta Kozuli.


 Write a letter to your principal. Share your opinion about which author should be invited.

- In the **beginning** tell the topic and your opinion.
- Give at least two reasons in the **middle** that tell why.
- Ask your reader to take action at the **end**.

Think Aloud

 To answer this question, I need to decide what I like about Adam Bean and Marta Kozuli.




 I will decide what each author does well as I review their books.

 I am writing a letter to my principal. I will tell my topic and my opinion. I will give at least two reasons and ask my principal to invite the speaker I choose.

Let's read and mark your assignment.

Write Time

Your Assignment

-  Which story would second graders enjoy reading?
-  Read "The Boy Who Cried 'Wolf!'" and "The Boy Who Cried 'Alien!'"
-  Write a letter to your school librarian. Share your opinion about which story you would choose.
 - In the **beginning** tell the topic and your opinion.
 - Give at least two reasons in the **middle** that tell why.
 - Ask your reader to take action at the **end**.



- 1 Underline** the question you will answer.
- 2 Draw a box** around what you will write.
- 3 Circle** who will read what you write.

Turn and Talk

What is important about each part of your letter?

Step 3 Read and Gather Evidence

Source Text 1

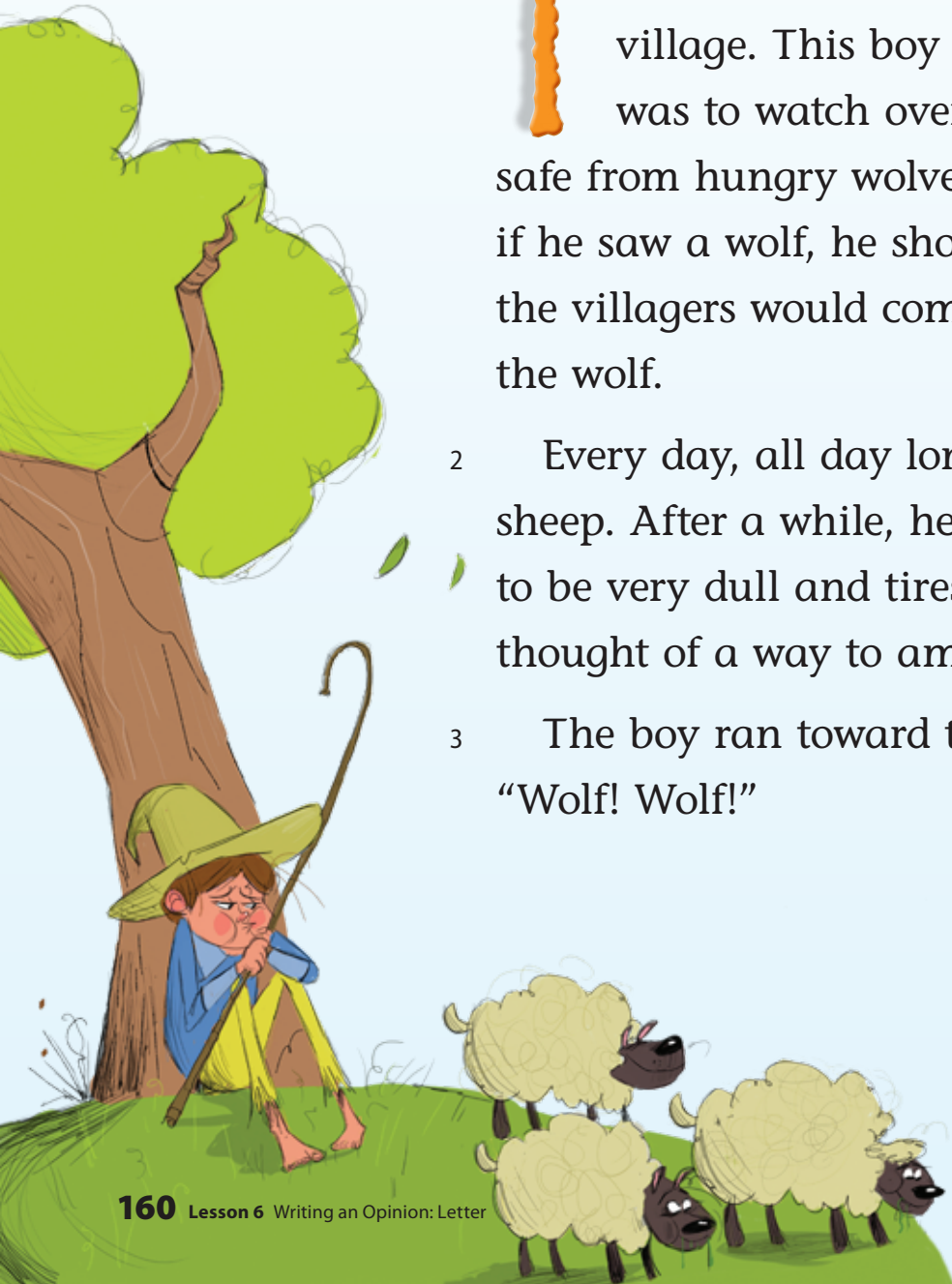
The Boy Who Cried “Wolf!”

== an Aesop fable ==

1 **T**here once was a boy who lived near a tiny village. This boy was a shepherd. His job was to watch over the sheep and keep them safe from hungry wolves. Father told the boy that if he saw a wolf, he should call out loudly and the villagers would come to help him scare away the wolf.

2 Every day, all day long, the boy watched the sheep. After a while, he found life in the pasture to be very dull and tiresome. One day, he thought of a way to amuse himself.

3 The boy ran toward the village shouting, “Wolf! Wolf!”



4 As he expected, the villagers dropped their work and ran quickly to the pasture. But when they got there they found the boy rolling on the ground with laughter. There was no hungry wolf. He had played a trick on them.

5 The next day, the boy decided to play the trick again. He shouted, “Wolf! Wolf!” Again the villagers ran to help him, and again the boy laughed at them.

6 Then one evening as the sun was setting, the boy noticed a real wolf stalking his sheep. In terror the boy ran toward the village shouting, “Wolf! Wolf!” But the villagers did not come to help him as they had before. “He cannot fool us again,” they said. As a result, all of the boy’s sheep ran away.

7 The boy realized that what happened was his fault. He had lied so many times that no one believed him anymore, even when he told the truth.




THE BOY WHO CRIED "ALIEN!"

Written by Stephen Krensky • Illustrated by Mark Collins



I'm bored. Nothing ever happens around here.



Mom! Dad! Come here! There's an alien outside my window!



Where?

I don't see anything.



That's strange. It must have gone away.





Mom! Dad! The alien is back!



I still don't see it.

Fooled you!



Think It Through

1 Fill in each chart. Use details from “The Boy Who Cried ‘Wolf!’” and “The Boy Who Cried ‘Alien!’”

How are the stories alike?

--

HINT What do the boys do? What do they learn?

How are the stories different?

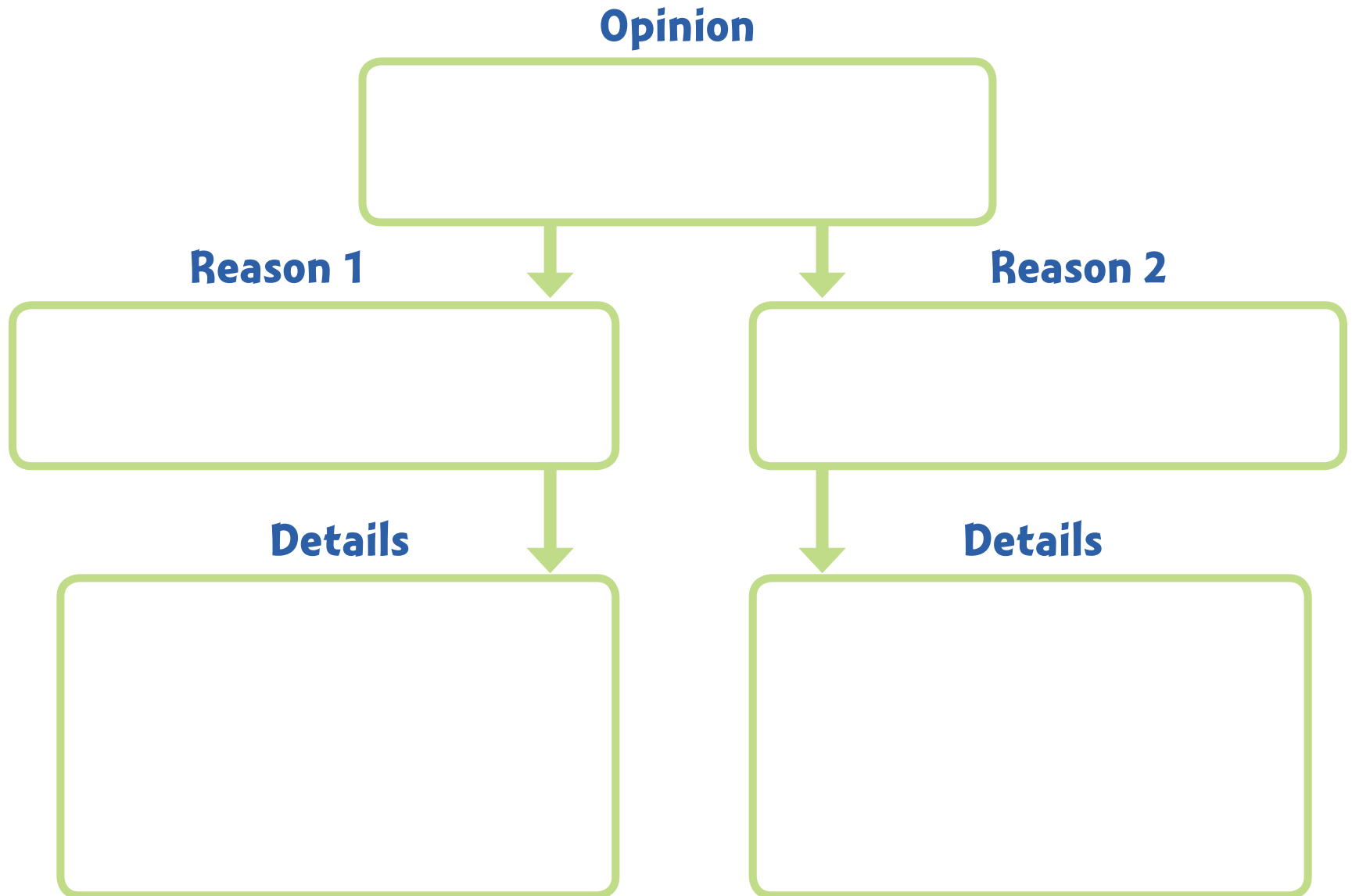
The Boy Who Cried “Wolf!”	The Boy Who Cried “Alien!”

HINT Think about the characters and setting.

Guided Practice

Use the chart below to plan your writing.

- 2 Fill in** your opinion and your reasons.
- 3 Write** details that support each of your reasons.



Independent Practice



Write Time Write a sentence that tells what action you want your reader to take.



Step 5 Draft

This chart shows the parts of an opinion letter. Use the ideas here as you draft your **beginning**, **middle**, and **end**.



Parts of an Opinion Letter

BEGINNING

States your opinion about the topic

A strong **beginning** should:

- Give your **purpose** for writing.
- State your **opinion**.

MIDDLE

Gives reasons to support your opinion

Each **middle** paragraph should:

- Give a **reason** for your opinion.
- Give **details** to support the reason.

END

Asks the reader to take action

The **end** of your letter should:

- **Restate** your opinion.
- Ask your reader to **take action**.

Step 8 Publish and Share

FOCUS Describe Key Ideas

Prepare

Talk to others who wrote about the same story as you.

Ask: Why did you choose this story? Then **take notes** on their reasons.

My Story _____

A large rectangular box with a purple border and rounded corners, containing ten horizontal blue lines for writing.

 **Independent Practice**



Write Your Opinion Letter

Which story would second graders enjoy reading?

A large rectangular area with a white background and a grey border, designed to look like a sheet of lined paper with a hole-punch top edge. It contains 20 horizontal lines for writing, with a dashed midline on each line to guide letter height. The lines are evenly spaced and extend across the width of the writing area.